# A058x IP67

Specification Sheet

HOLECTRON



**Area:** Outdoor Luminaires

**Category:** Linear lighting / decorative lighting / grazing light

**Mounting:** Surface horizontal mounting / Surface vertical mounting / Wall mounting

The A058x IP67 is a outdoor fixture designed for architectural and landscape lighting applications that require precise light direction. The fixture has a two-part construction consisting of a housing and an insert, which allows for different lighting geometries depending on the insert's mounting type. The insert can be mounted flush with the housing or at an angle to direct light to one or both sides. The profile design allows the supply cable to be concealed inside the housing during installation.

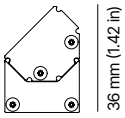


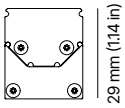


## TECHNICAL DATA

| | |
|---|---|
| **Voltage** | 24 V / 48 V |
| **LED lumen maintenance** | L90B10 > 60.000 h |
| **Light engine** | Any LED strip up to 26 W/m |
| **Control** | Dimmable |

# Specification Sheet

HOLECTRON

| | |
|---|---|
| PROJECT | |
| DATE | |
| QUANTITY | |
| NOTES | |

## ORDER CODE

| NAME | SEGMENT TYPE | WIRE EXIT | HOUSING COLOR | COVER | LUMINAIRE LENGTH | LED SOURCE | POWER |
|---|---|---|---|---|---|---|---|
| | | | | | | | |

| CRI 1 | CCT 1 | CRI 2 (only for TW strip) | CCT 2 (only for TW strip) | STRIP LENGTH | CABLE TYPE | CONNECTOR | CABLE LENGTH | STANDART NAME | PACKING |
|---|---|---|---|---|---|---|---|---|---|
| | | | | | HR | | | STD | PH |

| NAME | SEGMENT TYPE | WIRE EXIT | HOUSING COLOR | COVER | CONNECTOR | CABLE LENGTH |
|---|---|---|---|---|---|---|
| FXO.A058L | I<br>individual luminaire<br>2 end caps<br><br>S<br>start segment<br>back wire exit<br>1 end cap<br><br>M<br>middle segment<br>back wire exit<br>no end caps<br><br>E<br>end segment<br>back wire exit<br>1 end cap<br><br>F<br>full module<br>2 end cap | B<br>back | AGY<br>anodized gray<br><br>CUSTOM<br>contact sales | PRG.A058X.C01.OPL<br>Opal | NON<br>no connectors<br><br>J1X<br>connector J1X | L0200<br>200 mm<br>7.9"<br>Default<br><br>L0500<br>500 mm<br>1' 7.7"<br><br>L1000<br>1000 mm<br>3' 3.4"<br><br>L2000<br>2000 mm<br>5' 6.7"<br><br>L3000<br>3000 mm<br>9' 10.1"<br><br>L5000<br>5000 mm<br>16' 4.9"<br><br>L9000<br>9000 mm<br>29' 6.3" |

| LED SOURCE | POWER | | | | | | CRI | CCT |
|---|---|---|---|---|---|---|---|---|
| FL112/NX<br>static white<br>62.5 mm (2.46") | 4W<br>4,8 W/m 1.5 W/ft<br>737 Lm/m<br>(225 Lm/ft)* LOR | 9W<br>9,6 W/m 2.9 W/ft<br>1460 Lm/m<br>(445 lm/ft)* LOR | 14W<br>14,4 W/m 4.4 W/ft<br>2170 Lm/m<br>(662 lm/ft)* LOR | 19W<br>19,2 W/m 5.8 W/ft<br>2868 Lm/m<br>(874 lm/ft)* LOR | 24W<br>24 W/m 7.3 W/ft<br>3552 Lm/m<br>(1083 lm/ft)* LOR | 33W<br>33,4 W/m 10.2 W/ft<br>4886 Lm/m<br>(1488 Lm/ft)* LOR | 90+ | 14/16/18/20/22/25/27/30/35/40/50/57/65/<br>1400K - 8000K |
| TW70/NN<br>tunable white<br>100mm (3.93") | 9W<br>9,6 W/m 2.9 W/ft<br>1469 Lm/m<br>(448 Lm/ft)* LOR | 19W<br>19,2 W/m 5.8 W/ft<br>2900 Lm/m<br>(884 Lm/ft)* LOR | 33W<br>33,4 W/m 10.2 W/ft<br>4971 Lm/m<br>(1514 Lm/ft)* LOR | 45W<br>45,6 W/m 14.6 W/ft<br>6633Lm/m<br>(2020 Lm/ft)* LOR | | | 90+ | 14/16/18/20/22/25/27/30/35/40/50/57/65/<br>1400K - 8000K |
| PXL.RGBW96/<br>RGBW Pixel Control | 26W | | | | | | | |

Other LED source options are available upon request.
You can find more options on our website.

*The LOR was calculated using a white profile. The values may vary when using profiles of other colors. Lumen values is from bare LED strip. When assembled in profile, lumen value must be multiplied by LOR percentage to retrieve actual lumen value of assembled solution.

| CCT | 1800K | 2000K | 2200K | 2500K | 2700K | 3000K | 3500K | 4000K | 5000K | 5700K | 6500K |
|---|---|---|---|---|---|---|---|---|---|---|---|
| MULTIPLIER NICHIA | 0.54 | 0.58 | 0.63 | 0.68 | 0.95 | 1.00 | 1.02 | 1.04 | 1.04 | 1.01 | 1.01 |

## LUMINAIRE LENGTH

Module length = **LED Strip Length + Offset**

Offsets:

| | |
|---|---|
| Start module: | 4 mm (0.16 in) |
| Middle module: | 2 mm (0.08 in) |
| End module: | 4 mm (0.16 in) |
| Individual, back cable exit: | 6 mm (0.24 in) |
| Full back cable exit: | 6 mm (0.24 in) |

i.e. Start module length for L2000 LED strip is:
Start module length = 2000mm + 4mm
**Note:** Length tolerance ± 3mm/m (0.11 in)

### LED STRIP LENGTH

**For 62.5mm (2.46″) LED strip cutting increment**

| | | | | | | | | | | | | | | | | | | | | | | | | |
|---|---|---|---|---|---|---|---|---|---|---|---|---|---|---|---|---|---|---|---|---|---|---|---|---|
| | **L0063** | **L0125** | **L0188** | **L0250** | **L0313** | **L0375** | **L0438** | **L0500** | **L.563** | **L0625** | **L0688** | **L0750** | **L0813** | **L0875** | **L0938** | **L1000** | **L1063** | **L1125** | **L1188** | **L1250** | **L1313** | **L1375** | **L1438** | **L1500** |
| mm | 63 | 125 | 188 | 250 | 313 | 375 | 438 | 500 | 563 | 625 | 688 | 750 | 813 | 875 | 938 | 1000 | 1063 | 1125 | 1188 | 1250 | 1313 | 1375 | 1438 | 1500 |
| in | 2.5″ | 4.9″ | 7.4″ | 9.8″ | 1′ 0.3″ | 1′ 2.8″ | 1′ 5.2″ | 1′ 7.7″ | 1′ 10.2″ | 2′ 0.6″ | 2′ 3.1″ | 2′ 5.5″ | 2′ 8″ | 2′ 10.4″ | 3′ 0.9″ | 3′ 3.4″ | 3′ 5.9″ | 3′ 8.3″ | 3′ 10.8″ | 4′ 1.2″ | 4′ 3.7 | 4′ 6.1″ | 4′ 8.6″ | 4′ 11″ |

| | | | | | | | | | | | | | | | | | | | | | | | | |
|---|---|---|---|---|---|---|---|---|---|---|---|---|---|---|---|---|---|---|---|---|---|---|---|---|
| | **L1563** | **L1625** | **L1688** | **L1750** | **L1813** | **L1875** | **L1938** | **L2000** | **L2063** | **L2125** | **L2188** | **L2250** | **L2313** | **L2375** | **L2438** | **L2500** | **L2563** | **L2625** | **L2688** | **L2750** | **L2813** | **L2875** | **L2938** | **L3000** |
| mm | 1563 | 1625 | 1688 | 1750 | 1813 | 1875 | 1938 | 2000 | 2063 | 2125 | 2188 | 2250 | 2313 | 2375 | 2438 | 2500 | 2563 | 2625 | 2688 | 2750 | 2813 | 2875 | 2938 | 3000 |
| in | 5′ 1.5″ | 5′ 4″ | 5′ 6.5″ | 5′ 8.9″ | 5′ 11.4″ | 6′ 1.8″ | 6′ 4.3″ | 6′ 6.7″ | 6′ 9.2″ | 6′ 11.7″ | 7′ 2.1″ | 7′ 0.6″ | 7′ 7.1″ | 7′ 9.5″ | 7′ 12″ | 8′ 2.4″ | 8′ 4.9″ | 8′ 7.3″ | 8′ 9.8″ | 9′ 0.3″ | 9′ 2.7″ | 9′ 5.2″ | 9′ 7.7″ | 9′ 10.1″ |

**For 100 mm (3.93″) LED strip cutting increment**

| | | | | | | | | | | | | | | | | | | | | | | | | |
|---|---|---|---|---|---|---|---|---|---|---|---|---|---|---|---|---|---|---|---|---|---|---|---|---|
| | **L0100** | **L0300** | **L0400** | **L0500** | **L0600** | **L0700** | **L0800** | **L0900** | **L1000** | **L1100** | **L1200** | **L1300** | **L1400** | **L1500** | **L1600** | **L1700** | **L1800** | **L1900** | **L2000** | **L2100** | **L2200** | **L2300** | **L2400** | **L2500** |
| mm | 100 | 300 | 400 | 500 | 600 | 700 | 800 | 900 | 1000 | 1100 | 1200 | 1300 | 1400 | 1500 | 1600 | 1700 | 1800 | 1900 | 2000 | 2100 | 2200 | 2600 | 2400 | 2500 |
| in | 3.9″ | 11.8″ | 1′ 3.7″ | 1′ 7.7″ | 1′ 11.6″ | 2′ 3.6″ | 2′ 7.5″ | 2′ 11.4″ | 3′ 3.4″ | 3′ 7.3″ | 3′ 11.2″ | 4′ 3.2″ | 4′ 7.1″ | 4′ 11″ | 5′ 3″ | 5′ 6.9″ | 5′ 10.9″ | 6′ 2.8″ | 6′ 6.7″ | 6′ 10.7″ | 7′ 2.6″ | 8′ 6.4″ | 7′ 10.5″ | 8′ 2.4″ |

| | | | | | |
|---|---|---|---|---|---|
| | **L2600** | **L2700** | **L2800** | **L2900** | **L3000** |
| mm | 2600 | 2700 | 2800 | 2900 | 3000 |
| in | 8′ 6.4″ | 8′ 10.3″ | 9′ 2.2″ | 9′ 6.2″ | 9′ 10.1″ |

**For 125 mm (4.92″) LED strip cutting increment**

| | | | | | | | | | | | | | | | | | | | | | | | | |
|---|---|---|---|---|---|---|---|---|---|---|---|---|---|---|---|---|---|---|---|---|---|---|---|---|
| | **L0125** | **L0250** | **L0375** | **L0500** | **L0625** | **L0750** | **L0875** | **L1000** | **L1125** | **L1250** | **L1375** | **L1500** | **L1625** | **L1750** | **L1875** | **L2000** | **L2125** | **L2250** | **L2375** | **L2500** | **L2625** | **L2750** | **L2875** | **L3000** |
| mm | 125 | 250 | 375 | 500 | 625 | 750 | 875 | 1000 | 1125 | 1250 | 1375 | 1500 | 1625 | 1750 | 1875 | 2000 | 2125 | 2250 | 2375 | 2500 | 2625 | 2750 | 2875 | 3000 |
| in | 4.9″ | 9.8″ | 1′ 2.8″ | 1′ 7.7″ | 2′ 0.6″ | 2′ 5.5″ | 2′ 10.4″ | 3′ 3.4″ | 3′ 8.3″ | 4′ 1.2″ | 4′ 6.1″ | 4′ 11.1″ | 5′ 4″ | 5′ 8.9″ | 6′ 1.8″ | 6′ 6.7″ | 6′ 11.7″ | 7′ 4.6″ | 7′ 9.5″ | 8′ 2.4″ | 8′ 7.3″ | 9′ 0.3″ | 9′ 5.2″ | 9′ 10.1″ |

## COVERS

| | | CODE | DESCRIPTION |
|---|---|---|---|
| | 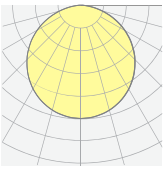 | **EOP** | Outdoor Opal |

## ACCESSORIES

| CODE | DESCRIPTION |
|---|---|

## DIMENSIONS

### LUMINAIRE
One cable, two endcaps

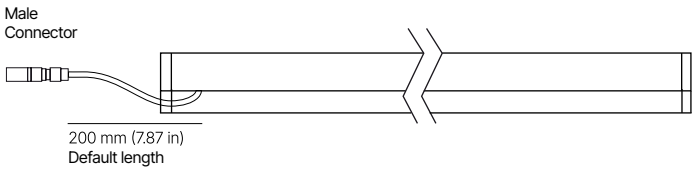


### START
Two cables, endcap at the start

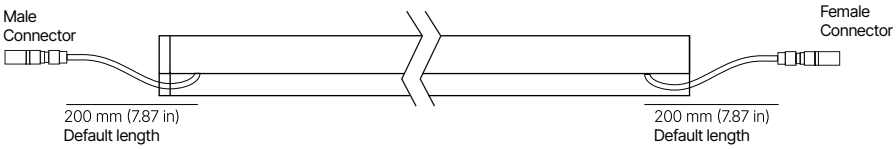


### MIDDLE
Two cables, no endcaps

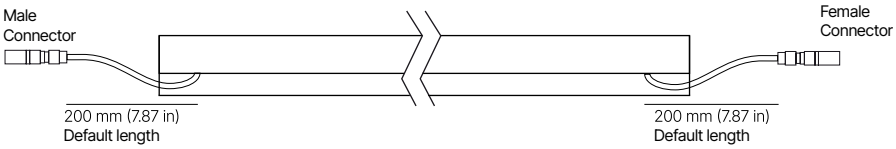


### END
One cable, endcap at the end

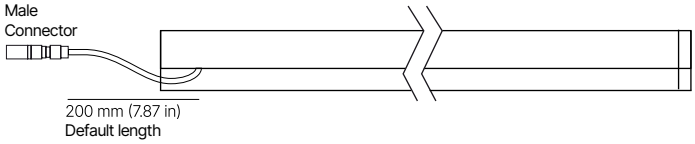


### FULL MODULE
Two cables, two endcaps

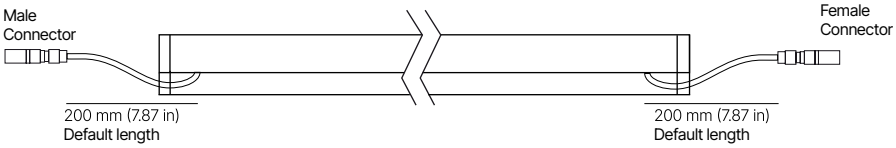


## WIRE EXIT

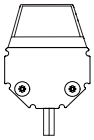

### BACK
Wire through a hole on the back
of the light engine

## CONNECTION TYPES

### INDIVIDUAL module
One cable, two endcaps

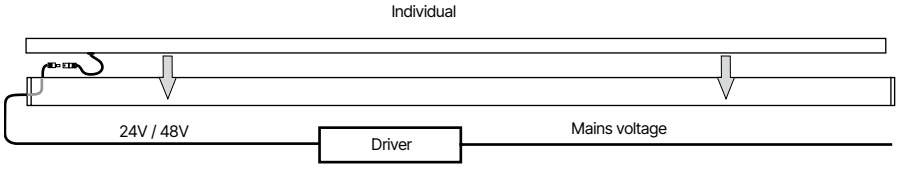


### FULL module
Two cables, two endcaps

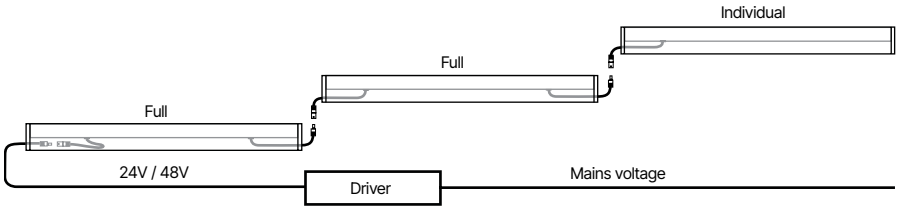


### CONTINUOUS LINE module

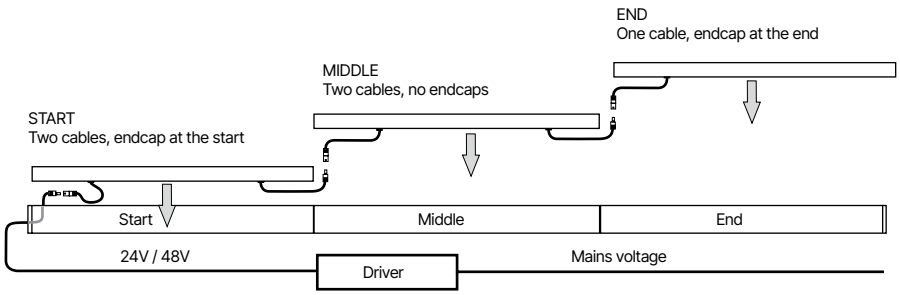

## CONNECTORS & WIRES

### INDOOR

P1X - MALE CONNECTORS

For white

6,7 mm
(0.26 in)

For RGB

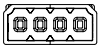

11,7 mm
(0.46 in)

5 mm
(0.2 in)

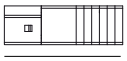

15,5 mm
(0.61 in)

5 mm
(0.2 in)

P1X - FEMALE CONNECTORS

6,1 mm
(0.24 in)

11,1 mm
(0.43 in)

5 mm
(0.2 in)

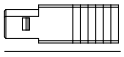

15 mm
(0.59 in)

5 mm
(0.2 in)

### WIRES

3,6 mm
(0.14 in)

7,2 mm
(0.28 in)

1,8 mm
(0.07 in)

## WIRE LENGTHS

| CODE | L0200 | L0500 | L1000 | L2000 | L3000 | L5000 | L9000 |
|---|---|---|---|---|---|---|---|
| **LENGTH** | 200mm | 500mm | 1000mm | 2000mm | 3000mm | 5000mm | 9000mm |
| | 7.9″ | 1′ 7.7″ | 3′ 3.4″ | 5′ 6.7″ | 9′ 10.1″ | 16′ 4.9″ | 29′ 6.3″ |

## TECHNICAL SPECIFICATIONS

### CERTIFICATIONS

- UL approved
- Made in Europe
- L90B10 60.000 hours
- CE compliant
- 5- year warranty
- NICHIA LEDs
- RoHS COMPLIANT
- IP67

### KEY BENEFITS

- 3-step MacAdam LEDs
- Stabilized current design
- Wide 1800K-6500K white color range
- CRI 90 + CRI 90+tri CRI 95 Optisolis, RGB
- Control sold separately; DALI, Casambi, 1- 10V, Phase Cut
- 24V / 48V voltage input
- Customization for your project
- Ambient light
- Available in any 0.5-3m length
- Reverse voltage protection
- External driver
- Continuous line light effect without dark spots
- UV, salt & solvent resistant
- Thermal resistance: -25° – +50°

## APPLICATIONS





## MAX RUN

Possible max length connected to driver from single side.

## POWER SUPPLY - INDOOR

| CODE | DESCRIPTION |
|---|---|
| DRI.V24.ILS.FO.SE.00001 | **FIXED OUTPUT**<br>100W 120 VAC(for NA) 220 - 240 VAC (for EU)<br>5 - year warranty<br>Color: Static White<br>Voltage: 24V DC<br>Control: FO |

## POWER SUPPLY - OUTDOOR

| CODE | DESCRIPTION |
|---|---|
| DRI.V24.OCO.FO.TR.00030 | **FIXED OUTPUT**<br>96W 24V 90 - 305 VAC<br>5 - year warranty<br>Color: Static White<br>Voltage: 24V DC<br>Control: FO |

| | |
|---|---|
| DRI.V24.OCO.DA.MW.00003 | **DALI**<br>120W 24V 100 - 240 VAC<br>5 - year warranty<br>Color: Static White<br>Voltage: 24V DC<br>Control: DA |

| | |
|---|---|
| DRI.V24.OCO.FO.MW.00053 | **0-10V**<br>MeanWell PWM-90-24<br>MeanWell CV driver<br>Dimming with 0-10Vdc or PWM<br>90W<br>24VDC<br>171×63×37.5mm<br>IP67<br>5Y |

## MAX PRODUCT LENGTH

### WHITE 24V

| 0.5mm2 (AWG 20) | 4.8W/m (1.5W/ft) | 9.6W/m (2.9W/ft) | 14.4W/m (4.4W/ft) | 19.2W/m (5.9W/ft) | 24W/m (7.3W/ft) | 33.6W/m (10.2W/ft) |
|---|---|---|---|---|---|---|
| Max cable length between luminaire and driver | Product max run | | | | | |
| 1 m | 12.5 m | 8 m | 6 m | 4.5 m | 4 m | 3.5 m |
| 2 m | 12 m | 7.5 m | 5.5 m | 4 m | 3.5 m | 3 m |
| 3 m | 11.5 m | 7.5 m | 5.5 m | 4 m | 3.5 m | 2.5 m |
| 5 m | 11 m | 7 m | 5 m | 3.5 m | 3 m | 2 m |
| 10 m | 8.5 m | 5 m | 4 m | 2.5 m | 2 m | 1 m |

| 1.5mm2 (AWG 16) | | | | | | |
|---|---|---|---|---|---|---|
| Max cable length between luminaire and driver | Product max run | | | | | |
| 1 m | 12.5 m | 8.5 m | 6 m | 4.5 m | 4 m | 3.5 m |
| 2 m | 12.5 m | 8.5 m | 6 m | 4.5 m | 4 m | 3.5 m |
| 3 m | 12.5 m | 8 m | 6 m | 4.5 m | 4 m | 3 m |
| 5 m | 12 m | 8 m | 5.5 m | 4 m | 3.5 m | 3 m |
| 10 m | 11.5 m | 7.5 m | 5 m | 3.5 m | 3.5 m | 2.5 m |

### WHITE 48V

| 0.5mm2 (AWG 20) | 4.8W/m (1.5W/ft) | 9.6W/m (2.9W/ft) | 14.4W/m (4.4W/ft) | 19.2W/m (5.9W/ft) | 24W/m (7.3W/ft) |
|---|---|---|---|---|---|
| Max cable length between luminaire and driver | Product max run | | | | |
| 1 m | 28 m | 22 m | 17 m | 13 m | 10.5 m |
| 2 m | 27.5 m | 21.5 m | 16.5 m | 12.5 m | 10 m |
| 3 m | 27 m | 21 m | 16 m | 12 m | 9.5 m |
| 5 m | 26.5 m | 20.5 m | 15 m | 11 m | 8.5 m |
| 10 m | 25 m | 19 m | 13.5 m | 9 m | 6.5 m |

| 1.5mm2 (AWG 16) | | | | | |
|---|---|---|---|---|---|
| Max cable length between luminaire and driver | Product max run | | | | |
| 1 m | 28.5 m | 22 m | 17 m | 13.5 m | 10.5 m |
| 2 m | 28 m | 21.5 m | 16.5 m | 13 m | 10 m |
| 3 m | 27.5 m | 21.5 m | 16.5 m | 13 m | 10 m |
| 5 m | 27.5 m | 21 m | 16 m | 12.5 m | 9.5 m |
| 10 m | 27 m | 20.5 m | 15.5 m | 12 m | 9 m |

### 24V TW 56 N5

| 0.5mm2 (AWG 20) | 9.6W/m (2.9W/ft | 19.2W/m (5.9W/ft) | 33.6W/m (10.2W/ft) |
|---|---|---|---|
| Max cable length between luminaire and driver | Product max run | | |
| 1 m | 7.5 m | 4.5 m | 2.5 m |
| 2 m | 7 m | 4 m | 2.5 m |
| 3 m | 7 m | 4 m | 2.5 m |
| 5 m | 6.5 m | 4 m | 2.5 m |
| 10 m | 5.5 m | 3.5 m | 2 m |

| 1.5mm2 (AWG 16) | | | |
|---|---|---|---|
| Max cable length between luminaire and driver | Product max run | | |
| 1 m | 7.5 m | 4.5 m | 2.5 m |
| 2 m | 7.5 m | 4 m | 2.5 m |
| 3 m | 7.5 m | 4 m | 2.5 m |
| 5 m | 7.5 m | 4 m | 2.5 m |
| 10 m | 7 m | 4 m | 2.5 m |

### 24V TW 70 N5

| 0.5mm2 (AWG 20) | 9.6W/m (2.9W/ft | 19.2W/m (5.9W/ft) | 33.6W/m (10.2W/ft) | 45.6W/m (14.6W/ft) |
|---|---|---|---|---|
| Max cable length between luminaire and driver | Product max run | | | |
| 1 m | 7.5 m | 4.5 m | 2.5 m | 1.5 m |
| 2 m | 7.5 m | 4 m | 2.5 m | 1.5 m |
| 3 m | 7.5 m | 4 m | 2.5 m | 1.5 m |
| 5 m | 7 m | 4 m | 2 m | 1.5 m |
| 10 m | 6.5 m | 3.5 m | 1.5 m | 1 m |

| 1.5mm2 (AWG 16) | | | | |
|---|---|---|---|---|
| Max cable length between luminaire and driver | Product max run | | | |
| 1 m | 7.5 m | 4.5 m | 2.5 m | 1.5 m |
| 2 m | 7.5 m | 4 m | 2.5 m | 1.5 m |
| 3 m | 7.5 m | 4 m | 2.5 m | 1.5 m |
| 5 m | 7.5 m | 4 m | 2.5 m | 1.5 m |
| 10 m | 7.5 m | 4 m | 2 m | 1.5 m |

## MAX PRODUCT LENGTH

### 24V TW2 112

| 0.5mm2 (AWG 20) | 9.6W/m (2.9W/ft) | 19.2W/m (5.9W/ft) | 33.6W/m (10.2W/ft) | 48W/m (14.6W/ft) |
|---|---|---|---|---|
| Max cable length between luminaire and driver | Product max run | | | |
| 1 m | 8 m | 8 m | 3 m | 2.5 m |
| 2 m | 7.5 m | 7.5 m | 3 m | 2.5 m |
| 3 m | 7.5 m | 7.5 m | 3 m | 2 m |
| 5 m | 7 m | 7 m | 2.5 m | 2 m |
| 10 m | 5.5 m | 5.5 m | 2 m | 1.5 m |
| 1.5mm2 (AWG 16) | | | | |
| Max cable length between luminaire and driver | Product max run | | | |
| 1 m | 8 m | 5 m | 3 m | 2.5 m |
| 2 m | 8 m | 5 m | 3 m | 2.5 m |
| 3 m | 8 m | 5 m | 3 m | 2.5 m |
| 5 m | 8 m | 5 m | 3 m | 2.5 m |
| 10 m | 7.5 m | 4.5 m | 2.5 m | 2 m |

### 24V 48 RGB

| 0.5mm2 (AWG 20) | 7.2W/m (2.2W/ft) | 11.5W/m (1.5W/ft) |
|---|---|---|
| Max cable length between luminaire and driver | Product max run | |
| 1 m | 8.5 m | 5.5 m |
| 2 m | 8 m | 5.5 m |
| 3 m | 8 m | 5 m |
| 5 m | 7.5 m | 4.5 m |
| 10 m | 7 m | 3.5 m |
| 1.5mm2 (AWG 16) | | |
| Max cable length between luminaire and driver | Product max run | |
| 1 m | 8.5 m | 5.5 m |
| 2 m | 8.5 m | 5.5 m |
| 3 m | 8.5 m | 5.5 m |
| 5 m | 8.5 m | 5.5 m |
| 10 m | 8 m | 5 m |

### 24V 96 RGB

| 0.5mm2 (AWG 20) | 11.5W/m (1.5W/ft) | 14.4W/m (4.4W/ft) | 23W/m (4.4W/ft) |
|---|---|---|---|
| Max cable length between luminaire and driver | Product max run | | |
| 1 m | 9 m | 7.5 m | 4.5 m |
| 2 m | 8.5 m | 7 m | 4 m |
| 3 m | 8.5 m | 7 m | 3.5 m |
| 5 m | 8 m | 6 m | 2.5 m |
| 10 m | 5.5 m | 3.5 m | 0 |
| 1.5mm2 (AWG 16) | | | |
| Max cable length between luminaire and driver | Product max run | | |
| 1 m | 9 m | 7.5 m | 4.5 m |
| 2 m | 9 m | 7.5 m | 4.5 m |
| 3 m | 9 m | 7.5 m | 4.5 m |
| 5 m | 8.5 m | 7 m | 4 m |
| 10 m | 8 m | 6.5 m | 3.5 m |

## SAFETY / WARNINGS / DISCLOSURES

1. Install in accordance with national and local electrical code regulations.
2. Do not modify or disassemble this product beyond instructions or the warranty will be void.
3. Our channels, covers, end caps, and mounting brackets are also suitable for outdoor use with some considerations. Please consult with local Holectron representative to pick right fixtures for outdoor use.
4. Indoor (IP20) fixtures should never be mounted in areas receiving direct sunlight and locations where they can be submerged under water or might get in direct contact with water or puddling (rainfall, sprinkler, spray, etc.).
5. Avoid leaving gaps in any of the end cap or cover mating edges to the channel that will allow excess dust, debris, or water/moisture to enter the channel enclosure.
6. Actual product color may vary from what is pictured on this sheet and other print materials due to the limitations of photographic processes.
7. We reserve the right to modify and improve the design of our fixtures without prior notice. We cannot guarantee to match existing installed fixtures for subsequent orders or replacements in regards to product appearance, CCT, or lumen output.

## SAFETY / WARNINGS / DISCLOSURES

Limited Warranty

This product has a five (5) year limited warranty from the date of shipment. This warranty does not include the additional accessories referenced in this specification sheet. Complete warranty details for fixtures and additional accessories are available online download here. For warranty related questions please contact product support.

## Consumer's Acknowledgment

Holectron stands behind its products when they are used properly and according to our specifications. By purchasing our products, the purchaser agrees and acknowledges that lighting design, configuration and installation is a complex process, wherein seemingly minor factors or changes in layout and infield adjustments can have a significant impact on an entire system. Choosing the correct components is essential. Holectron is able to work with the original purchaser to make an appropriate product selection to the extent of the limited information that the customer can provide, but it is virtually impossible for Holectron to design a system that foresees every unknown factor. For this reason, this Warranty does not cover problems caused by improper design, configuration or installation issues.

Any statement from a Holectron employee or agent regarding a customer's bill of goods and/or purchase order is NOT an acknowledgment that the products purchased are designed and configured correctly. The purchase agrees and acknowledges that it is the customer's responsibility to adhere strictly to all information contained in the Product Specification Sheets. There is often more than one way to design, configure and layout an LED lighting application properly to achieve the same lighting effect.

Holectron strongly recommends that licensed professionals be used in the design and installation of lighting systems that include Holectron products. The specifications include important information that a designer and installer should carefully review and strictly follow. Qualified designers and certified and/or licensed installers, with access to the final installation environment, customer goals, and Holectron product specifications can make the requisite decisions appropriate for a successful finished lighting application.



HOLECTRON. All rights reserved.
Specifications are subject to change without notice.
Phone: +370 612 42446
email: info@holectron.com | www.holectron.com